

Colour Selection Guide

CREATE YOUR HOME





Colour Selection Finding the right look for your home.

Create your perfect home with this stylish guide to internal and external colour schemes, created by top designers.

We have made things simple with a range of easy options for you to consider – so you can create a beautiful look for your new home.

Rawson Homes Thrive.
Affordable. Fast. Easy

Internal Colour Schemes



1. Consider your style.

Do you prefer light and bright or dark and moody?
Do you like a particular furniture style?



2. Browse through our internal colour schemes.

Find one that you feel best suits your style.
Speak to your new home consultant about your selections, they are here to help if you need it.




Akoya

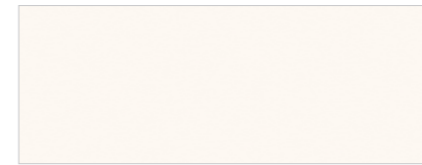
KITCHEN

This scheme comprises of a light-toned palette that brings softness into the space and lends itself to warm, natural finishes and timber. The fresh kitchen is softened with an Urban Grey benchtop and compliments Scandinavian or Coastal looks.

- A Cupboard colour**
Melamine White Cotton Matt
- B Benchtop**
Laminate Urban Slate
- C Kitchen Tiled Splashback**
Voyage White Gloss (1270984)
- D Floor Tiles**
Belga Charcoal*




KITCHEN & BATHROOMS




Cupboard Colour
Melamine White Cotton Matt



Benchtop
Laminate Urban Slate



Caesarstone® Benchtop
Oyster™



Kitchen & Laundry Tiled Splashback
Voyage White Gloss (1270984)



Overhead Cupboards
Ravine Drifted Oak

FLOORING & TILING



Main Floor and Wet Area Tiles
Belga Charcoal (main floor - 450 x 450)*
(wet area - 300 x 300)*



Carpet
Park Regis Simpson 43/8793*



Wet Area Wall Tiles
Sphere White Gloss (1221637)*



Premium Carpet
Green Bay Tide (VC4555)*




Laminate Flooring to Entry, Hallway, Kitchen, Dining, Living and Family
Oakleaf Chalker's Ridge



Premium Floor Tiles
Belga Charcoal 600 x 600*

WALLS & WINDOW FINISHES



Wall Colour
Dulux Natural White PN1E1



Feature Wall Colour
Dulux Mud Pack P14B4

*Region dependent.


Aura

KITCHEN


Aura is a fresh, crisp, classic white scheme. The monochromatic palette allows the space to be explored and personalised with layers of soft furnishings and accessories.

- A Cupboard colour**
Melamine Classic White Matt
- B Benchtop**
Laminate Snow Fabrini Matt
- C Kitchen Tiled Splashback**
Voyage White Gloss (1270984)
- D Floor Tiles**
Belga Ivory*

On display at:
HomeWorld, Warnervale – Sienna 22
HomeWorld, Marsden Park – Aria 22
HomeWorld, Leppington – Zen 17



KITCHEN & BATHROOMS




Cupboard Colour
Melamine Classic White Matt




Benchtop
Laminate Snow Fabrini Matt



Caesarstone® Benchtop
Osprey™



Kitchen & Laundry Tiled Splashback
Voyage White Gloss (1270984)



Overhead Cupboards
Ravine Natural Oak

FLOORING & TILING



Main Floor and Wet Area Tiles
Belga Ivory (main floor - 450 x 450)*
(wet area - 300 x 300)*



Carpet
Park Regis Bignell 40/8793




Wet Area Wall Tiles
Sphere White Gloss (1221637)*



Premium Carpet
Green Bay Bright (VC4529)*




Laminate Flooring to Entry, Hallway, Kitchen, Dining, Living and Family
Oakleaf Maritime Oak



Premium Floor Tiles
Belga Ivory 600 x 600*

WALLS & WINDOW FINISHES



Wall Colour
Dulux Natural White PN1E1



Feature Wall Colour
Dulux Harold P15B7

*Region dependant.


Echo

KITCHEN

The Echo scheme comprises of light wood grain cabinetry, which contrasts against the dark benchtop. The mixture of these materials creates form and space and allows the area to achieve an edgy, industrial feel.

- A Cupboard colour**
Soft Walnut Matt
- B Benchtop**
Laminate Greystone Matt
- C Kitchen Tiled Splashback**
Voyage Dark Grey Gloss
- D Floor Tiles**
Belga Charcoal*


On display at:
HomeWorld, Box Hill – Sienna 22
HomeWorld, Leppington – Allira 24



KITCHEN & BATHROOMS



Cupboard Colour
Soft Walnut Matt



Benchtop
Laminate Greystone Matt



Caesarstone® Benchtop
Oyster™



Kitchen & Laundry Tiled Splashback
Voyage Dark Grey Gloss




Overhead Cupboards
Ravine Char Oak


FLOORING & TILING



Main Floor and Wet Area Tiles
Belga Charcoal (main floor - 450 x 450)*
(wet area - 300 x 300)*



Carpet
Park Regis Bartlett 54/8793*



Wet Area Wall Tiles
Sphere White Gloss (1221637)*



Premium Carpet
Green Bay Gulf (VC4520)*




Laminate Flooring to Entry, Hallway, Kitchen, Dining, Living and Family
Oakleaf Nordic Oak



Premium Floor Tiles
Belga Charcoal 600 x 600*

WALLS & WINDOW FINISHES



Wall Colour
Dulux Natural White PN1E1



Feature Wall Colour
Dulux Mavora PN1A7

Ivy

KITCHEN

This urban, contemporary scheme is developed using a blend of graphite greys and glossy whites. The on-trend materials are used to enhance the space to create a high contrast environment, with the use of mid-tone tiles to bring in elements of warmth.

- A Cupboard colour**
Melamine Cinder Matt
- B Benchtop**
Laminate Classic White Matt
- C Kitchen Tiled Splashback**
Voyage Pumice Gloss
- D Floor Tiles**
Belga Taupe*


On display at:
HomeWorld, Marsden Park – Alysium 24
HomeWorld, Leppington – Vibe 21



KITCHEN & BATHROOMS



Cupboard Colour
Melamine Cinder Matt




Benchtop
Laminare Classic White Matt



Upgrade
Caesarstone® Benchtop
Ocean Foam™



Kitchen & Laundry Tiled Splashback
Voyage Pumice Gloss




Upgrade
Overhead Cupboards
Ravine Char Oak


FLOORING & TILING



Main Floor and Wet Area Tiles
Belga Taupe (main floor - 450 x 450)*
(wet area - 300 x 300)*



Carpet
Park Regis Bartlett 54/8793*



Wet Area Wall Tiles
Sphere White Gloss (1221637)*



Upgrade
Premium Carpet
Green Bay Gulf (VC4520)*

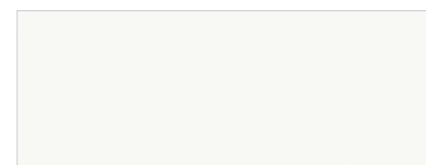


Laminate Flooring to Entry, Hallway, Kitchen, Dining, Living and Family
Oakleaf Paperbark



Upgrade
Premium Floor Tiles
Belga Taupe 600 x 600*

WALLS & WINDOW FINISHES



Wall Colour
Dulux Vivid White



Upgrade
Feature Wall Colour
Dulux Boycott P15A7

*Region dependant.


Pure

KITCHEN

Pure is a contemporary architectural palette that creates mood and interest. The dark grain cabinetry with the ice snow benchtop is designed to work cohesively with the greys to achieve a tonal gradient.

- A Cupboard colour**
Melamine Cavia Lini Matt
- B Benchtop**
Laminate Argento Stone
- C Kitchen Tiled Splashback**
Voyage White Gloss (1270984)
- D Floor Tiles**
Belga Grey*

On display at:
HomeWorld, Marsden Park – Onyx 24
HomeWorld, Box Hill – Vibe 21
Googong – Espy 22




KITCHEN & BATHROOMS




Cupboard Colour
Melamine Cavia Lini Matt



Benchtop
Laminate Argento Stone



Caesarstone® Benchtop
Osprey™



Kitchen & Laundry Tiled Splashback
Voyage White Gloss (1270984)



Overhead Cupboards
Ravine Tessuto Milan

FLOORING & TILING



Main Floor and Wet Area Tiles
Belga Grey (main floor - 450 x 450)*
(wet area - 300 x 300)*



Carpet
Park Regis Bartlett 54/8793*



Wet Area Wall Tiles
Sphere White Gloss (1221637)*



Premium Carpet
Green Bay Crust (VC4552)*




Laminate Flooring to Entry, Hallway, Kitchen, Dining, Living and Family
Oakleaf Nordic Oak



Premium Floor Tiles
Belga Grey 600 x 600*

WALLS & WINDOW FINISHES



Wall Colour
Dulux Lexicon PW1G9



Feature Wall Colour
Dulux Namadji PN2E9

*Region dependant.

Hamptons


(UPGRADE OPTION)

KITCHEN

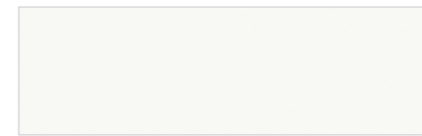
This colour scheme focuses on a light & bright palette typical to the Hamptons style. The Hamptons style brings a sophisticated yet beachy vibe to the home and is paired well with light linens, warm timbers and bold prints.

- A Cupboard colour**
Dulux Vivid White on Oberon Profile with Poly finish
- B Benchtop**
Laminate Carrara Matt
- C Kitchen Tiled Splashback**
Voyage White Satin
- D Floor Tiles**
Belga Taupe*

On display at:
HomeWorld, Box Hill – Zepel 25
North Rothbury, Hunter – Aria 22
HomeWorld, Leppington – Alysium 24




KITCHEN & BATHROOMS




Cupboard Colour
Dulux Vivid White on Oberon Profile with Poly finish




Benchtop
Laminate Carrara Matt



Caesarstone® Benchtop
Osprey™




Caesarstone® Benchtop Premium
Frosty Carrina™



Kitchen & Laundry Tiled Splashback
Voyage White Matt

FLOORING & TILING




Main Floor Tiles
Belga Taupe 450 x 450*



Feature Wall Tiles
Nostalgia Carrara White Gloss tile




Wet Area Wall Tiles
Sphere White Satin (1221638)*




Wet Area Floor Tiles
Gastone Carrara White Matt Tile 300 x 300*



Laminate Flooring to Entry, Hallway, Kitchen, Dining, Living and Family
Oakleaf Tawny Oak



Carpet
Park Regis Bignell 40/8793



Premium Carpet
Green Bay Tide (VC4555)*

WALLS & WINDOW FINISHES



Wall Colour
Dulux Ghosting Quarter S15A1Q



Feature Wall Colour
Dulux Ghosting S15A1

*Region dependant.

External Colour Schemes



1. The external of the house is the front cover of your new home.

How do you want it to look? Light and fresh, contrasting or warm and cohesive?



2. Browse through our external colour schemes.

Find one that you feel best suits your style. Speak to your new home consultant about your selections, they are here to help if you need it.



Artison

EXTERNAL FINISHES

The Artison scheme is designed to create a chic point of difference to your home. The contrasting hues of light and dark accentuate the clean lines of the facade, and bring a calming balance to the design.

A Fascia and Window Frames
Surfmist®

B Bricks
PGH Foundations Gravel
(Off White Mortar, Ironed Joint)


C Colorbond® Roof
Monument®

D Panel Lift Garage Door
Basalt®

On display:
HomeWorld, Leppington – Allira 24



EXTERNAL FINISHES



Fascia & Window Frame
Surfmist®



Bricks
PGH Foundations Gravel
(Off White Mortar, Ironed Joint)



Timbagrain Garage Door
Caoba®




Slimline Panel Lift Garage Door
Basalt®

EXTERNAL COLOURS




Single Storey: Bagged Paint Finish/Cladding
Dulux Heifer S14B2



Double Storey: Cladding
Dulux Whisper White SW1C2
(Facade Dependant)



Double Storey: Bagged Paint Finish
Dulux Heifer S14B2
(Facade Dependant)



Painted Timber Posts
Dulux Whisper White SW1C2
(Vogue & Deco Facade only)



Painted Timber Battens
Monument®
(Ascot Facade only)



Driveway
Charcoal



Front Door
Dulux Heifer S14B2



Stained Front Door
Intergrain Charcoal

ROOFING



Colorbond® Roof
Monument®




Gutter
Monument®



Roof Tiles including Sarking
Monier - Atura | Profile - Sambuca

EXTERNAL TILE UPGRADES



Alfresco and Porch Tile
Belga Charcoal Textured

Heston

EXTERNAL FINISHES

This contemporary facade has a timeless feel. The combination of Stepney, Surfsmist and Wallaby creates a contemporary design with a natural Australian feel.

A Fascia and Window Frames
Surfmist®

B Bricks
Austral Everyday Engage
(Off White Mortar, Ironed Joint)

C Colorbond® Roof
Wallaby®

D Panel Lift Garage Door
Surfmist®

On display:
HomeWorld, Leppington – Zen 17



EXTERNAL FINISHES




Fascia & Window Frame
Surfmist®



Bricks
Austral Everyday Engage
(Off White Mortar, Ironed Joint)



Timbagrain Garage Door
Caoba®




Slimline Panel Lift Garage Door
Surfmist®

EXTERNAL COLOURS




Single Storey: Bagged Paint Finish/Cladding
Dulux Stepney SN4H4



Double Storey: Cladding
Dulux Pipe Clay S16A1
(Facade Dependant)



Double Storey: Bagged Paint Finish
Dulux Stepney SN4H4
(Facade Dependant)




Painted Timber Posts
Dulux Pipe Clay S16A1
(Vogue & Deco Facade Only)



Painted Timber Battens
Surfmist®
(Ascot Facade only)



Driveway
Charcoal



Front Door
Dulux Pipe Clay Quarter S16A1Q



Stained Front Door
Intergrain Rich Chocolate

ROOFING



Colorbond® Roof
Wallaby®



Gutter
Wallaby®



Roof Tiles including Sarking
Monier – Atura | Profile – Wild Rice

EXTERNAL TILE UPGRADES



Alfresco and Porch Tile
Belga Grey Textured

Marquis

EXTERNAL FINISHES

The well-defined Marquis gives a tailored finish to any home. The Mud Pack and Woodland Grey colour tones ensure the facade will enhance any streetscape.

A Fascia and Window Frames
Woodland Grey®

B Bricks
Austral Everyday Leisure
(Off White Mortar, Ironed Joint)

C Colorbond® Roof
Woodland Grey®

D Panel Lift Garage Door
Woodland Grey®

On display:
HomeWorld, Marsden Park – Alysium 24
HomeWorld, Leppington – Vibe 21



EXTERNAL FINISHES



Fascia & Window Frame
Woodland Grey®



Bricks
Austral Everyday Life
(Off White Mortar, Ironed Joint)



Bricks
Austral Whitsunday Orpheus (Off White Mortar, Ironed Joint)



Timbagrain Garage Door
Classic Cedar



Slimline Panel Lift Garage Door
Woodland Grey®


EXTERNAL COLOURS



Single Storey: Bagged Paint Finish/Cladding
Dulux Mud Pack S14B4



Double Storey: Bagged Paint Finish
Dulux Mud Pack S14B4
(Facade Dependant)



Double Storey: Cladding
Dulux White Duck S16B1
(Facade Dependant)



Painted Timber Posts
Dulux Terrible Billy NZ10H5
(Vogue & Deco Facade only)




Painted Timber Battens
Woodland Grey®
(Ascot Facade only)



Driveway
Charcoal



Front Door
Dulux Terrible Billy NZ10H5



Stained Front Door
Intergrain Charcoal

ROOFING



Colorbond® Roof
Woodland Grey®




Gutter
Woodland Grey®



Roof Tiles including Sarking
Monier – Atura | Profile – Wollemi

EXTERNAL TILE UPGRADES



Alfresco and Porch Tile
Belga Charcoal Textured

Nexus

EXTERNAL FINISHES

The warm colour palette, natural timber grains and neutral tones of the Nexus facade sets the tone for a welcoming home.

A Fascia and Window Frames
Woodland Grey®

B Bricks
PGH Foundations Stone
(Off White Mortar, Ironed Joint)

C Colorbond® Roof
Woodland Grey®

D Panel Lift Garage Door
Gully®



EXTERNAL FINISHES



Fascia & Window Frame
Woodland Grey®



Bricks
PGH Foundations Stone
(Off White Mortar, Ironed Joint)



Timbagrain Garage Door
Caoba®



Slimline Panel Lift Garage Door
Gully®

EXTERNAL COLOURS



Single Storey: Bagged Paint Finish/Cladding
Dulux Namadji SN4G8



Double Storey: Cladding
Dulux Paving Stone S15A3
(Facade Dependant)



Double Storey: Bagged Paint Finish
Dulux Namadji SN4G8
(Facade Dependant)



Painted Timber Posts
Dulux Paving Stone S15A3
(Vogue & Deco Facade only)



Painted Timber Battens
Woodland Grey®
(Ascot Facade only)



Driveway
Charcoal



Front Door
Dulux Namadji SN4G8



Stained Front Door
Intergrain Rich Chocolate

ROOFING



Colorbond® Roof
Woodland Grey®



Gutter
Woodland Grey®



Roof Tiles including Sarking
Monier – Atura | Profile – Aniseed

EXTERNAL TILE UPGRADES



Alfresco and Porch Tile
Belga Charcoal Textured

Seneca

EXTERNAL FINISHES

The Seneca is a clean curated scheme. The Dune and Grey Pebble Half features on the facade to create a premium, fresh and clean finish.

A Fascia and Window Frames
Surfmist®


B Bricks
PGH Foundations Stone
(Off White Mortar, Ironed Joint)

C Colorbond® Roof
Dune®

D Panel Lift Garage Door
Surfmist®



EXTERNAL FINISHES



Fascia & Window Frame
Surfmist®



Bricks
PGH Foundations Stone
(Off White Mortar, Ironed Joint)




Timbagrain Garage Door
Classic Cedar®




Slimline Panel Lift Garage Door
Surfmist®

EXTERNAL COLOURS



Single Storey: Bagged Paint Finish/Cladding
Dulux Grey Pebble Half S14B1H



Double Storey: Cladding
Dulux Grey Pebble Half S14B1H
(Facade Dependant)



Double Storey: Bagged Paint Finish
Dulux Calf Skin S14B3
(Facade Dependant)



Painted Timber Posts
Dulux Calf Skin S14B3
(Vogue & Deco Facade only)



Painted Timber Battens
Dune®
(Ascot Facade only)



Driveway
Charcoal



Front Door
Dulux Calf Skin S14B3



Stained Front Door
Intergrain Rich Chocolate

ROOFING



Colorbond® Roof
Dune®




Gutter
Dune®



Roof Tiles including Sarking
Monier – Atura | Profile – Wild Rice

EXTERNAL TILE UPGRADES



Alfresco and Porch Tile
Belga Taupe Textured (79939) 450 x 450

Baltica

Curated for the Hamptons and Cove Facades Only

EXTERNAL FINISHES

The Baltica scheme is an urban take on the Hamptons style with the use of the dark cladding & render colour. The Surfmist roof, matching timber posts and timber accents create a striking contrast to the dark render, which will stand out in any streetscape.


A Fascia and Window Frames
Surfmist®

B Colorbond® Roof
Surfmist®

C Slimline Panel Lift Garage Door
Surfmist®



EXTERNAL FINISHES




Fascia & Window Frame
Surfmist®



Bricks
Austral Blackbutt



Bricks
PGH Gravel
(Off White Mortar, Ironed Joint)



Slimline Panel Lift Garage Door
Surfmist®

EXTERNAL COLOURS



Single Storey: Render/Cladding
Dulux Baltica SG5B8



Double Storey: Cladding
Dulux Baltica SG5B8



Double Storey: Render
Dulux Baltica SG5B8



Painted Timber Posts
Surfmist®



Front Door
Surfmist®




Driveway
Charcoal

ROOFING



Colorbond® Roof
Surfmist®



Gutter
Surfmist®



Roof Tiles including Sarking
Monier – Atura | Profile – Salt Spray

EXTERNAL TILE UPGRADES



Alfresco and Porch Tile
Belga Taupe Textured (79939) 450 x 450

Cove

Curated for the Hamptons and Cove Facades Only

EXTERNAL FINISHES

The Cove scheme exudes coastal vibes with its neutral tones. The light grey roof compliments the warm render colour and the timber posts. This continues through to the Surfmist front door which provides a welcoming entrance.


A Fascia and Window Frames
Surfmist®

B Colorbond® Roof
Wallaby®

C Slimline Panel Lift Garage Door
Surfmist®



EXTERNAL FINISHES



Fascia & Window Frame
Surfmist®



Bricks
Austral Everyday Engage
(Off White Mortar, Ironed Joint)



Slimline Panel Lift Garage Door
Surfmist®

EXTERNAL COLOURS




Single Storey: Render/Cladding
Dulux Baltic Beige SN3B3




Double Storey: Cladding
Dulux Baltic Beige SN3B3



Double Storey: Render
Dulux Baltic Beige SN3B3



Painted Timber Posts
Surfmist®



Front Door
Surfmist®



Driveway
Charcoal

ROOFING



Colorbond® Roof
Wallaby®



Gutter
Wallaby®



Roof Tiles including Sarking
Monier – Atura | Profile – Wollemi

EXTERNAL TILE UPGRADES



Alfresco and Porch Tile
Belga Grey Textured 450 x 450

Osprey

Curated for the Hamptons and Cove Facades Only

EXTERNAL FINISHES

The Osprey scheme pays homage to the classic Hamptons look. The Dulux Vivid White timber posts and timber accents add depth to the facade, without a lot of contrast. The mid-grey roof draws your eyes through the clean lines of these facades.

A Fascia and Window Frames
Surfmist®


B Colorbond® Roof
Woodland Grey®

C Slimline Panel Lift Garage Door
Surfmist®

On display:
HomeWorld, Leppington – Alysium 24



EXTERNAL FINISHES



Fascia & Window Frame
Surfmist®



Bricks
Austral Everyday Engage
(Off White Mortar, Ironed Joint)



Slimline Panel Lift Garage Door
Surfmist®


EXTERNAL COLOURS



Single Storey: Render/Cladding
Dulux Paving Stone S15A3




Double Storey: Cladding
Dulux Paving Stone S15A3



Front Door
Dulux Vivid White™ SW1G1



Double Storey: Render
Dulux Paving Stone S15A3



Painted Timber Posts
Dulux Vivid White™ SW1G1



Driveway
Charcoal

ROOFING



Colorbond® Roof
Woodland Grey®




Gutter
Woodland Grey®



Roof Tiles including Sarking
Monier – Atura | Profile – Wollemi

EXTERNAL TILE UPGRADES



Alfresco and Porch Tile
Belga Ivory Textured 450 x 450



1300 223 345
rawsonhomes.com.au

© 2026 31.03.26, Version 11

*House type dependent. References to block size are based upon a standard block which is up to 700m² with up to 1m fall across the block. "M" class soil classification, all services within boundaries, Garage setback up to 5.5m from front boundary, even cut and fill. All images (photographs, sketches, computer renderings) are for illustrative purposes only. They may contain items, upgrades, or finishes that are not included in the standard specifications, promotions, or supplied by Rawson Homes. Rawson Homes reserves the right to change plans, specifications, materials, suppliers, and prices at any time without prior notice or obligation. Customers should consult a Rawson Homes New Home Consultant for specific details about their individual tender, selections, and plans to ensure accuracy at the time of contract. All plans and facades are protected by copyright owned by Rawson Homes Pty Ltd, and reproduction is prohibited without written permission.

E&OE Rawson Homes NSW Builders License No. 33493C. ACT 19936252B. ABN 67 053 733 841. ACN 053 733 841
Thrive Homes NSW Builders License No. 301349C. ABN 99 613 769 333Thrive Homes NSW Builders License No. 301349C. ABN 99 613 769 333